


ERGOSA C UNIVERSAL PACKER

IMPACT



An economical solution for your optimal productivity, the Ergosa C Universal Packer combines the flexibility of a semi-automatic packer and the performance of an automatic one.

The Ergosa C Universal Packer: Three Packing Modes, One Machine

Horizontal

Featuring an ergonomic design and new original methodology, the Ergosa C Universal Packer's horizontal mode enables you to run the gluing line with over 100,000 boxes per hour.

The Horizontal mode is perfect for:

- Small to medium- sized boxes
- Straight line and 4/6 corner
- Multi-row and multi-layer packing

Adjustable case support ensures an ergonomic workstation.

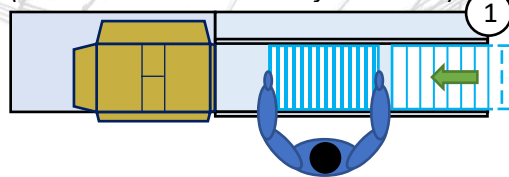
Flap holder system allows employees to work without box flaps getting in the way.

Service shelf for quality control samples, dividers, labels, and other.

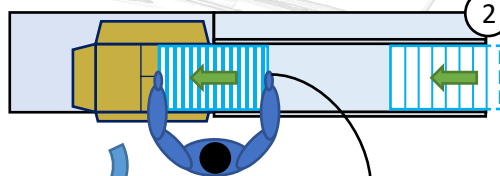
Pneumatic end-gate system prevents boxes from overflowing.

Case holding system prevents the case from moving during packing.


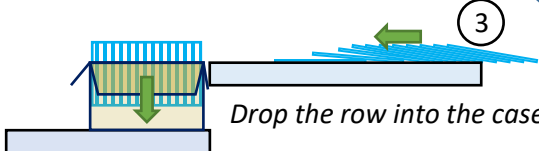
*Prepare the boxes
(accumulate the boxes to form a row)*



Slide the row into the case



Drop the row into the case



Vertical

By removing the service shelf and installing the Perpack module, you switch the Ergosa C Universal Packer to the vertical mode which offers a production speed of up to 80,000 boxes per hour.

The vertical mode is the perfect fit for:

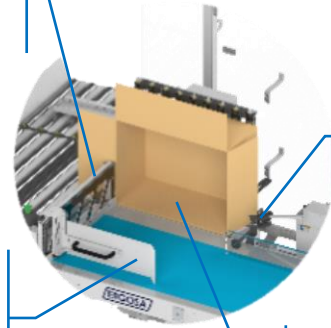
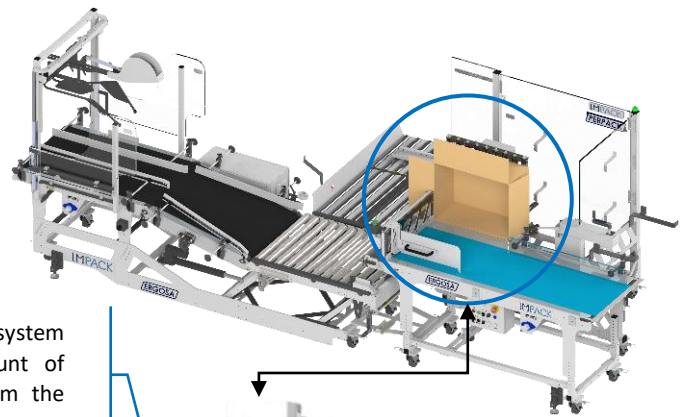
- Folding carton and corrugated boxes
- Medium to large- sized boxes
- Straight line (large/heavy) and 4/6 corner
- Crash-lock boxes if paired with an MFA batch Inverter
- 1 or 2 rows and 1 layer (2 layers possible under certain conditions)

Pneumatic pusher system reduces the amount of force required from the operator.

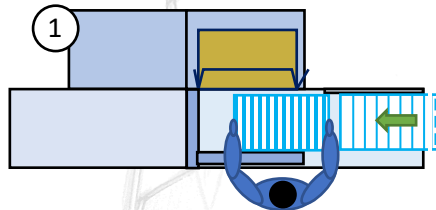
Several pusher guides are available to adapt to various box and row sizes.

Flap holder system facilitates packing.

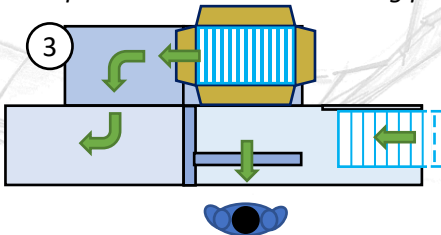
Case holding system with suction cups prevents case movements during packing.



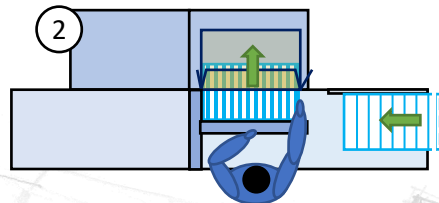
*Prepare the boxes
(accumulate the boxes and form a row)*



Let the Perpack eject the case and the pusher return to the starting position



Push the row into the case



Manual

Remove the Perpack and install the MAE module to switch the Ergosa C Universal Packer into the manual mode. The ergonomic Pick and Place (manual) packing mode is your ideal mode when the horizontal and vertical modes do not suit a specific box production (i.e., auto bottoms).

Whatever your production needs, whether for small or large series, single type boxes to varied productions, the Ergosa C Universal Packer can adapt to them.

With its multitude of options, the Ergosa C Universal Packer can be adapted to suit your needs. Our basic model can also be upgraded as your production requirements evolve.

